

ACH (RIH ACQUISITIONS N.J., LLC)
MONTHLY GROSS REVENUE REPORT
FOR THE MONTH OF DECEMBER, 2011

CASINO WIN - CURRENT MONTH

Line (a)	Type of Game (b)	Authorized Units (c)	Win or (Loss) (d)	Drop/Handle (e)	Win or (Loss) Percentage (f)
Table and Other Games:					
1	Blackjack	35	\$ 685,559	\$ 4,665,128	14.7%
2	Craps	5	276,608	1,426,304	19.4%
3	Roulette	7	209,619	861,599	24.3%
4	Big Six	1	1,822	10,938	16.7%
5	Baccarat	0	0	0	0.0%
6	Minibaccarat	18	166,224	1,568,352	10.6%
7	Other Games - (Page 2)	18	323,988	1,517,419	21.4%
8	Subtotal - Table and Other Games	84	1,663,820	\$ 10,049,740	16.6%
9	Poker	8	4,925		
10	Total - Table and Other Games	92	\$ 1,668,745		

Slot Machines:					
11	\$.01 and .02 Slot Machines	969	\$ 3,888,290	\$ 32,485,479	12.0%
12	\$.05 Slot Machines	100	293,320	4,434,331	6.6%
13	\$.25 Slot Machines	267	913,514	12,758,414	7.2%
14	\$.50 Slot Machines	39	144,584	1,296,370	11.2%
15	\$ 1.00 Slot Machines	210	1,047,167	17,310,184	6.0%
16	\$ 5.00 Slot Machines	88	515,979	8,027,265	6.4%
17	\$ 25.00 Slot Machines	6	25,004	498,725	5.0%
18	\$100.00 Slot Machines	4	4,125	226,800	1.8%
19	Multi-denominational Slot Machines	133	453,796	6,523,340	7.0%
20	Other Slot Machines	22	41,950	1,494,872	2.8%
21	Total - Slot Machines	1,838	\$ 7,327,729	\$ 85,055,780	8.6%
22	Total Casino Win		\$ 8,996,474		

TAX ON GROSS REVENUE

23	Year-to-Date Table and Other Games Win	\$ 29,887,109
24	Year-to-Date Slot Machine Win	113,092,547
25	Year-to-Date Total Casino Win	\$ 142,979,656
26	Adjustments	
27	Year-To-Date Gross Revenue	\$ 142,979,656
28	Deduction for Eligible Promotional Gaming Credits	\$ 19,713,255
29	Year-To-Date Taxable Gross Revenue	\$ 123,266,401
30	Gross Revenue Tax (8% of line 29).....	\$ 9,861,312
31	Less - Total Tax Paid in Prior Months.....	9,289,279
32	Total Tax Required for this Month (line 30 less line 31).....	\$ 572,033
33	Total Progressive Meter Amounts - End of Month.....	\$ 415,502
34	Authorized Casino Square Footage - End of Month.....	75,416
35	Authorized Simulcasting Square Footage - End of Month.....	
36	Simulcasting Revenue for the Month.....	
37	Simulcasting Handle for the Month.....	
38	Promotional Gaming Credits Wagered for the Month.....	\$ 1,769,579

Under penalties of perjury, I declare that I have examined this report, and to the best of my knowledge and belief, it is true and complete.

January 10, 2012
DATE



JOANNE MCKENSIE

CASINO CONTROLLER (1231-11)
TITLE (LICENSE NUMBER)

**ACH (RIH ACQUISITIONS N.J., LLC)
MONTHLY GROSS REVENUE REPORT
SCHEDULE OF OTHER GAMES
FOR THE MONTH OF DECEMBER, 2011**

Type of Game (b)	Authorized Units (c)	Win or (Loss) (d)	Drop (e)	Win or (Loss) Percentage (f)
Sic Bo	1			
Pai Gow Poker	2	7,528	177,043	4.3%
Pai Gow	4	8,173	166,383	4.9%
Keno				
Caribbean Stud Poker				
Let it Ride Poker	2	49,698	265,129	18.7%
Three Card Poker	4	92,224	426,495	21.6%
Spanish 21	2	78,658	304,429	25.8%
Double Attack Blackjack				
Four Card Poker	2	82,450	162,577	50.7%
Texas Hold 'Em Bonus Poker				
House Way Pai Gow Poker				
Flop Poker	1	5,257	15,363	34.2%
Two Card Joker Poker				
Ultimate Texas Hold 'Em				
Asia Poker				
Winner's Pot Poker				
1 Bet Threat Texas Hold 'Em				
Mississippi Stud				
Mini-Tex 3 Card Hold'Em				
Supreme Pai Gow				
Total -(Must agree with line 7 on Pg 1)	18	\$ 323,988	\$ 1,517,419	21.4%

BALLY'S ATLANTIC CITY

MONTHLY GROSS REVENUE REPORT

FOR THE MONTH OF DECEMBER, 2011

CASINO WIN - CURRENT MONTH

Line (a)	Type of Game (b)	Authorized Units (c)	Win or (Loss) (d)	Drop/Handle (e)	Win or (Loss) Percentage (f)
Table and Other Games:					
1	Blackjack	81	\$ 1,823,987	\$ 19,453,080	9.4%
2	Craps	9	1,213,326	6,016,882	20.2%
3	Roulette	21	996,562	5,234,295	19.0%
4	Big Six	2	73,724	198,697	37.1%
5	Baccarat	1	69,020	462,165	14.9%
6	Minibaccarat	16	981,191	12,541,717	7.8%
7	Other Games - (Page 2)	50	2,872,072	11,181,512	25.7%
8	Subtotal - Table and Other Games	180	8,029,882	\$ 55,088,348	14.6%
9	Poker	26	283,215		
10	Total - Table and Other Games	206	\$ 8,313,097		
Slot Machines:					
11	\$.01 and .02 Slot Machines	1,225	\$ 7,091,935	\$ 56,133,355	12.6%
12	\$.05 Slot Machines	324	1,164,978	11,583,710	10.1%
13	\$.25 Slot Machines	572	2,570,959	33,397,322	7.7%
14	\$.50 Slot Machines	60	362,937	3,798,606	9.6%
15	\$ 1.00 Slot Machines	342	2,507,253	38,243,885	6.6%
16	\$ 5.00 Slot Machines	94	1,075,055	14,911,595	7.2%
17	\$ 25.00 Slot Machines	18	81,579	2,775,950	2.9%
18	\$100.00 Slot Machines	13	242,689	1,627,900	14.9%
19	Multi-denominational Slot Machines	593	2,827,981	35,716,103	7.9%
20	Other Slot Machines	27	155,135	5,918,474	2.6%
21	Total - Slot Machines	3,268	\$ 18,080,501	\$ 204,106,900	8.9%
22	Total Casino Win		\$ 26,393,598		

TAX ON GROSS REVENUE

23	Year-to-Date Table and Other Games Win	\$ 113,869,996
24	Year-to-Date Slot Machine Win	264,441,156
25	Year-to-Date Total Casino Win	\$ 378,311,152
26	Adjustments	
27	Year-To-Date Gross Revenue	\$ 378,311,152
28	Deduction for Eligible Promotional Gaming Credits	\$ 45,551,181
29	Year-To-Date Taxable Gross Revenue	\$ 332,759,971
30	Gross Revenue Tax (8% of line 29).....	\$ 26,620,798
31	Less - Total Tax Paid in Prior Months.....	24,850,563
32	Total Tax Required for this Month (line 30 less line 31).....	\$ 1,770,235
33	Total Progressive Meter Amounts - End of Month.....	\$ 1,778,807
34	Authorized Casino Square Footage - End of Month.....	179,678
35	Authorized Simulcasting Square Footage - End of Month.....	9,393
36	Simulcasting Revenue for the Month.....	\$ 59,886
37	Simulcasting Handle for the Month.....	\$ 699,045
38	Promotional Gaming Credits Wagered for the Month.....	\$ 4,004,311

Under penalties of perjury, I declare that I have examined this report, and to the best of my knowledge and belief, it is true and complete.

January 10, 2012
DATE

William Pangoras
William Pangoras

Operations Controller (1792-11)
TITLE (LICENSE NUMBER)

**BALLY'S ATLANTIC CITY
MONTHLY GROSS REVENUE REPORT
SCHEDULE OF OTHER GAMES
FOR THE MONTH OF DECEMBER, 2011**

Type of Game (b)	Authorized Units (c)	Win or (Loss) (d)	Drop (e)	Win or (Loss) Percentage (f)
Sic Bo	1	27,012	234,286	11.5%
Pai Gow Poker	6	283,394	1,143,515	24.8%
Pai Gow	3	294,038	1,557,425	18.9%
Keno				
Caribbean Stud Poker	2	138,890	507,720	27.4%
Let it Ride Poker	4	158,769	814,348	19.5%
Three Card Poker	15	1,042,911	2,985,202	34.9%
Spanish 21	8	366,137	1,565,349	23.4%
Double Attack Blackjack				
Four Card Poker	5	270,311	1,055,429	25.6%
Texas Hold 'Em Bonus Poker	2	23,320	75,130	31.0%
House Way Pai Gow Poker				
Flop Poker				
Two Card Joker Poker				
Ultimate Texas Hold 'Em	2	178,393	799,314	22.3%
Asia Poker	2	88,897	443,794	20.0%
Winner's Pot Poker				
1 Bet Threat Texas Hold 'Em				
Mississippi Stud				
Mini-Tex 3 Card Hold'Em				
Supreme Pai Gow				
Total -(Must agree with line 7 on Pg 1)	50	\$ 2,872,072	\$ 11,181,512	25.7%

BORGATA HOTEL CASINO & SPA MONTHLY GROSS REVENUE REPORT

FOR THE MONTH OF December, 2011

CASINO WIN - CURRENT MONTH

Line (a)	Type of Game (b)	Authorized Units (c)	Win or (Loss) (d)	Drop/Handle (e)	Win or (Loss) Percentage (f)
Table and Other Games:					
1	Blackjack	78	\$ 9,160,177	\$ 65,464,104	14.0%
2	Craps	14	2,343,307	16,904,733	13.9%
3	Roulette	20	2,278,768	9,813,025	23.2%
4	Big Six	1	62,102	137,726	45.1%
5	Baccarat	1	695,228	1,108,391	62.7%
6	Minibaccarat	16	1,864,111	11,201,232	16.6%
7	Other Games - (Page 2)	54	3,458,088	16,483,119	21.0%
8	Subtotal - Table and Other Games	184	19,861,781	\$ 121,112,330	16.4%
9	Poker	76	1,826,688		
10	Total - Table and Other Games	260	\$ 21,688,469		

Slot Machines:					
11	\$.01 and .02 Slot Machines	1,506	\$ 14,824,700	\$ 125,232,987	11.8%
12	\$.05 Slot Machines	507	3,517,250	41,529,919	8.5%
13	\$.25 Slot Machines	315	2,057,430	21,571,065	9.5%
14	\$.50 Slot Machines	81	603,201	6,071,729	9.9%
15	\$ 1.00 Slot Machines	225	3,272,543	38,902,039	8.4%
16	\$ 5.00 Slot Machines	84	1,361,569	22,374,070	6.1%
17	\$ 25.00 Slot Machines	22	627,336	10,607,875	5.9%
18	\$100.00 Slot Machines	12	504,148	4,208,600	12.0%
19	Multi-denominational Slot Machines	672	6,386,344	139,255,994	4.6%
20	Other Slot Machines	51	1,061,394	13,262,554	8.0%
21	Total - Slot Machines	3,475	\$ 34,215,915	\$ 423,016,832	8.1%
22	Total Casino Win		\$ 55,904,384		


TAX ON GROSS REVENUE

23	Year-to-Date Table and Other Games Win	\$ 221,401,551
24	Year-to-Date Slot Machine Win	430,412,456
25	Year-to-Date Total Casino Win	\$ 651,814,007
26	Adjustments	
27	Year-To-Date Gross Revenue	\$ 651,814,007
28	Deduction for Eligible Promotional Gaming Credits	\$ 60,953,185
29	Year-To-Date Taxable Gross Revenue	\$ 590,860,822
30	Gross Revenue Tax (8% of line 29).....	\$ 47,268,866
31	Less - Total Tax Paid in Prior Months.....	43,253,154
32	Total Tax Required for this Month (line 30 less line 31).....	\$ 4,015,712
33	Total Progressive Meter Amounts - End of Month.....	\$ 866,317
34	Authorized Casino Square Footage - End of Month.....	136,667
35	Authorized Simulcasting Square Footage - End of Month.....	23,620
36	Simulcasting Revenue for the Month.....	\$ 173,067
37	Simulcasting Handle for the Month.....	\$ 2,017,405
38	Promotional Gaming Credits Wagered for the Month.....	\$ 5,154,444

Under penalties of perjury, I declare that I have examined this report, and to the best of my knowledge and belief, it is true and complete.

January 10, 2012

DATE



Betty J. Parker

Casino Controller Lic . # 8038-11

BORGATA HOTEL CASINO & SPA MONTHLY GROSS REVENUE REPORT SCHEDULE OF OTHER GAMES

FOR THE MONTH OF December, 2011

Type of Game (b)	Authorized Units (c)	Win or (Loss) (d)	Drop (e)	Win or (Loss) Percentage (f)
Sic Bo	1	16,850	77,076	21.9%
Pai Gow Poker	6	518,918	1,692,562	30.7%
Pai Gow	2	134,618	789,027	17.1%
Keno				
Caribbean Stud Poker	4	229,271	756,811	30.3%
Let it Ride Poker	5	146,027	2,071,743	7.0%
Super 7 1/2				
Mini-Craps				
Three Card Poker	15	968,750	4,871,583	19.9%
Casino War	2	144,970	459,435	31.6%
Spanish 21	5	422,328	1,760,319	24.0%
Double Attack Blackjack				
Four Card Poker	4	464,176	2,118,758	21.9%
Texas Hold 'Em Bonus Poker	4	196,162	762,264	25.7%
House Way Pai Gow Poker				
Flop Poker	4	160,545	774,778	20.7%
Two Card Joker Poker				
Ultimate Texas Hold 'Em				
Asia Poker	2	55,473	348,763	15.9%
Winner's Pot Poker				
1 Bet Threat Texas Hold 'Em				
Mississippi Stud				
Mini-Tex 3 Card Hold'Em				
Supreme Pai Gow				
Total -(Must agree with line 7 on Pg 1)	54	\$ 3,458,088	\$ 16,483,119	21.0%

CAESARS ATLANTIC CITY

MONTHLY GROSS REVENUE REPORT

FOR THE MONTH OF DECEMBER, 2011

CASINO WIN - CURRENT MONTH

AMENDED MARCH 14, 2012

Line (a)	Type of Game (b)	Authorized Units (c)	Win or (Loss) (d)	Drop/Handle (e)	Win or (Loss) Percentage (f)
Table and Other Games:					
1	Blackjack	59	\$ 4,525,985	\$ 35,366,949	12.8%
2	Craps	14	488,657	12,359,144	4.0%
3	Roulette	17	537,869	6,434,289	8.4%
4	Big Six	1	36,354	89,073	40.8%
5	Baccarat	4	667,152	4,891,620	13.6%
6	Minibaccarat	9	385,594	5,561,547	6.9%
7	Other Games - (Page 2)	43	3,296,805	12,991,680	25.4%
8	Subtotal - Table and Other Games	147	9,938,416	\$ 77,694,302	12.8%
9	Poker	32	275,741		
10	Total - Table and Other Games	179	\$ 10,214,157		


Slot Machines:					
11	\$.01 and .02 Slot Machines	1,086	\$ 8,318,833	\$ 69,943,921	11.9%
12	\$.05 Slot Machines	165	1,306,243	10,202,656	12.8%
13	\$.25 Slot Machines	265	2,251,206	15,105,164	14.9%
14	\$.50 Slot Machines	69	263,466	2,733,548	9.6%
15	\$ 1.00 Slot Machines	301	2,728,438	26,728,723	10.2%
16	\$ 5.00 Slot Machines	71	1,023,982	17,599,220	5.8%
17	\$ 25.00 Slot Machines	14	178,478	5,648,025	3.2%
18	\$100.00 Slot Machines	13	(100,574)	3,738,800	-2.7%
19	Multi-denominational Slot Machines	311	1,980,432	39,832,208	5.0%
20	Other Slot Machines	48	468,797	12,140,068	3.9%
21	Total - Slot Machines	2,343	\$ 18,419,301	\$ 203,672,333	9.0%
22	Total Casino Win		\$ 28,633,458		

TAX ON GROSS REVENUE

23	Year-to-Date Table and Other Games Win	\$ 162,606,717	
24	Year-to-Date Slot Machine Win	240,739,582	
25	Year-to-Date Total Casino Win	\$ 403,346,299	
26	Adjustments	\$ 21,132	
27	Year-To-Date Gross Revenue	\$ 403,367,431	
28	Deduction for Eligible Promotional Gaming Credits	\$ 43,238,470	
29	Year-To-Date Taxable Gross Revenue	\$ 360,128,961	
30	Gross Revenue Tax (8% of line 29).....	\$ 28,810,317	
31	Less - Total Tax Paid in Prior Months.....	26,843,540	
32	Total Tax Required for this Month (line 30 less line 31).....	\$ 1,966,777	
33	Total Progressive Meter Amounts - End of Month.....	\$ 812,108	
34	Authorized Casino Square Footage - End of Month.....	111,812	
35	Authorized Simulcasting Square Footage - End of Month.....	28,963	
36	Simulcasting Revenue for the Month.....	\$ 41,199	
37	Simulcasting Handle for the Month.....	\$ 637,909	
38	Promotional Gaming Credits Wagered for the Month.....	\$ 3,514,490	

Under penalties of perjury, I declare that I have examined this report, and to the best of my knowledge and belief, it is true and complete.

March 15, 2012
DATE


Donna Hogan

Operational Controller (7156-11)
TITLE (LICENSE NUMBER)

**CAESARS ATLANTIC CITY
MONTHLY GROSS REVENUE REPORT
SCHEDULE OF OTHER GAMES
FOR THE MONTH OF DECEMBER, 2011**

Type of Game (b)	Authorized Units (c)	Win or (Loss) (d)	Drop (e)	Win or (Loss) Percentage (f)
Sic Bo	1	8,350	27,956	29.9%
Pai Gow Poker	6	414,845	1,776,676	23.3%
Pai Gow	5	416,893	2,122,061	19.6%
Keno				
Caribbean Stud Poker	2	34,684	209,818	16.5%
Let it Ride Poker	2	97,631	406,698	24.0%
Three Card Poker	11	1,186,268	3,387,443	35.0%
Spanish 21	5	211,154	1,144,991	18.4%
Double Attack Blackjack	1	2,219	183,366	1.2%
Four Card Poker	4	534,388	1,971,973	27.1%
Texas Hold 'Em Bonus Poker	2	52,209	208,246	25.1%
House Way Pai Gow Poker				
Flop Poker				
Two Card Joker Poker				
Ultimate Texas Hold 'Em	1	55,793	267,509	20.9%
Asia Poker	2	262,010	969,614	27.0%
Winner's Pot Poker				
1 Bet Threat Texas Hold 'Em				
Mississippi Stud	1	20,361	315,329	6.5%
Mini-Tex 3 Card Hold'Em				
Supreme Pai Gow				
Total -(Must agree with line 7 on Pg 1)	43	\$ 3,296,805	\$ 12,991,680	25.4%

HARRAH'S RESORT ATLANTIC CITY MONTHLY GROSS REVENUE REPORT

FOR THE MONTH OF DECEMBER 2011

CASINO WIN - CURRENT MONTH

Line (a)	Type of Game (b)	Authorized Units (c)	Win or (Loss) (d)	Drop/Handle (e)	Win or (Loss) Percentage (f)
Table and Other Games:					
1	Blackjack	70	\$ 2,392,620	\$ 23,067,677	10.4%
2	Craps	9	781,814	6,062,979	12.9%
3	Roulette	12	916,601	5,059,790	18.1%
4	Big Six	1	47,243	124,752	37.9%
5	Baccarat	0	0	0	0.0%
6	Minibaccarat	6	342,152	2,615,422	13.1%
7	Other Games - (Page 2)	36	1,534,422	8,416,233	18.2%
8	Subtotal - Table and Other Games	134	6,014,852	\$ 45,346,853	13.3%
9	Poker	40	895,884		
10	Total - Table and Other Games	174	\$ 6,910,736		
Slot Machines:					
11	\$.01 and .02 Slot Machines	737	\$ 4,886,723	\$ 54,864,353	8.9%
12	\$.05 Slot Machines	269	3,281,752	27,165,739	12.1%
13	\$.25 Slot Machines	457	4,325,171	35,120,154	12.3%
14	\$.50 Slot Machines	8	84,595	375,257	22.5%
15	\$ 1.00 Slot Machines	198	3,023,759	29,512,584	10.2%
16	\$ 5.00 Slot Machines	61	868,326	10,772,465	8.1%
17	\$ 25.00 Slot Machines	16	160,139	4,454,850	3.6%
18	\$100.00 Slot Machines	7	96,312	2,269,900	4.2%
19	Multi-denominational Slot Machines	1,093	9,215,092	139,895,821	6.6%
20	Other Slot Machines	26	381,487	3,557,064	10.7%
21	Total - Slot Machines	2,872	\$ 26,323,356	\$ 307,988,187	8.5%
22	Total Casino Win		\$ 33,234,092		

TAX ON GROSS REVENUE

23	Year-to-Date Table and Other Games Win	\$ 94,436,900
24	Year-to-Date Slot Machine Win	345,374,645
25	Year-to-Date Total Casino Win	\$ 439,811,545
26	Adjustments	\$ 128
27	Year-To-Date Gross Revenue	\$ 439,811,673
28	Deduction for Eligible Promotional Gaming Credits	\$ 43,346,798
29	Year-To-Date Taxable Gross Revenue	\$ 396,464,875
30	Gross Revenue Tax (8% of line 29).....	\$ 31,717,190
31	Less - Total Tax Paid in Prior Months.....	29,383,201
32	Total Tax Required for this Month (line 30 less line 31).....	\$ 2,333,989
33	Total Progressive Meter Amounts - End of Month.....	\$ 1,819,437
34	Authorized Casino Square Footage - End of Month.....	179,753
35	Authorized Simulcasting Square Footage - End of Month.....	569
36	Simulcasting Revenue for the Month.....	\$ 39,914
37	Simulcasting Handle for the Month.....	\$ 512,392
38	Promotional Gaming Credits Wagered for the Month.....	\$ 4,147,956

Under penalties of perjury, I declare that I have examined this report, and to the best of my knowledge and belief, it is true and complete.

January 10, 2012

DATE



Joseph Lodise

Operations Controller (008900-11)
TITLE (LICENSE NUMBER)

**HARRAH'S RESORT ATLANTIC CITY
MONTHLY GROSS REVENUE REPORT
SCHEDULE OF OTHER GAMES
FOR THE MONTH OF DECEMBER 2011**

Type of Game (b)	Authorized Units (c)	Win or (Loss) (d)	Drop (e)	Win or (Loss) Percentage (f)
Sic Bo				
Pai Gow Poker	3	181,369	643,827	28.2%
Pai Gow	1	(862)	60,268	-1.4%
Keno	4	45,371	121,456	37.4%
Caribbean Stud Poker	1	54,668	209,735	26.1%
Let it Ride Poker	4	190,683	1,016,128	18.8%
Three Card Poker	14	497,217	3,900,810	12.7%
Spanish 21	1	74,155	380,795	19.5%
Double Attack Blackjack	1	44,176	163,903	27.0%
Four Card Poker	2	196,368	688,906	28.5%
Texas Hold 'Em Bonus Poker	1	78,335	325,248	24.1%
House Way Pai Gow Poker				
Flop Poker	3	139,249	622,172	22.4%
Two Card Joker Poker				
Ultimate Texas Hold 'Em				
Asia Poker				
Winner's Pot Poker				
1 Bet Threat Texas Hold 'Em				
Mississippi Stud	1	33,693	282,985	11.9%
Mini-Tex 3 Card Hold'Em				
Supreme Pai Gow				
Total -(Must agree with line 7 on Pg 1)	36	\$ 1,534,422	\$ 8,416,233	18.2%

RESORTS CASINO HOTEL (DGMB CASINO LLC)

MONTHLY GROSS REVENUE REPORT

FOR THE MONTH OF DECEMBER 2011

CASINO WIN - CURRENT MONTH


Line (a)	Type of Game (b)	Authorized Units (c)	Win or (Loss) (d)	Drop/Handle (e)	Win or (Loss) Percentage (f)
Table and Other Games:					
1	Blackjack	41	\$ 1,650,619	\$ 8,633,989	19.1%
2	Craps	5	12,047	2,651,829	0.5%
3	Roulette	8	341,366	1,674,276	20.4%
4	Big Six	1	10,123	30,796	32.9%
5	Baccarat	0	0	0	0.0%
6	Minibaccarat	14	157,550	4,446,220	3.5%
7	Other Games - (Page 2)	20	731,963	3,141,183	23.3%
8	Subtotal - Table and Other Games	89	2,903,668	\$ 20,578,293	14.1%
9	Poker				
10	Total - Table and Other Games	89	\$ 2,903,668		
Slot Machines:					
11	\$.01 and .02 Slot Machines	581	\$ 2,804,600	\$ 22,717,728	12.3%
12	\$.05 Slot Machines	150	338,545	3,907,425	8.7%
13	\$.25 Slot Machines	360	926,859	10,327,019	9.0%
14	\$.50 Slot Machines	38	39,564	649,546	6.1%
15	\$ 1.00 Slot Machines	144	517,672	5,924,564	8.7%
16	\$ 5.00 Slot Machines	60	339,230	4,586,135	7.4%
17	\$ 25.00 Slot Machines	9	246,035	2,204,550	11.2%
18	\$100.00 Slot Machines	10	3,800	725,300	0.5%
19	Multi-denominational Slot Machines	753	2,688,916	36,151,172	7.4%
20	Other Slot Machines	20	151,352	1,818,770	8.3%
21	Total - Slot Machines	2,125	\$ 8,056,573	\$ 89,012,209	9.1%
22	Total Casino Win		\$ 10,960,241		

TAX ON GROSS REVENUE

23	Year-to-Date Table and Other Games Win	\$ 38,345,633
24	Year-to-Date Slot Machine Win	115,872,541
25	Year-to-Date Total Casino Win	\$ 154,218,174
26	Adjustments	\$ (3,995)
27	Year-To-Date Gross Revenue	\$ 154,214,179
28	Deduction for Eligible Promotional Gaming Credits	\$ 18,514,696
29	Year-To-Date Taxable Gross Revenue	\$ 135,699,483
30	Gross Revenue Tax (8% of line 29).....	\$ 10,855,959
31	Less - Total Tax Paid in Prior Months.....	10,108,950
32	Total Tax Required for this Month (line 30 less line 31).....	\$ 747,009
33	Total Progressive Meter Amounts - End of Month.....	\$ 681,137
34	Authorized Casino Square Footage - End of Month.....	99,030
35	Authorized Simulcasting Square Footage - End of Month.....	
36	Simulcasting Revenue for the Month.....	
37	Simulcasting Handle for the Month.....	
38	Promotional Gaming Credits Wagered for the Month.....	\$ 1,688,061

Under penalties of perjury, I declare that I have examined this report, and to the best of my knowledge and belief, it is true and complete.

January 9, 2012
DATE


Walter Simon

Director Operational Accting, 3930-11
TITLE (LICENSE NUMBER)

RESORTS CASINO HOTEL (DGMB CASINO LLC)
MONTHLY GROSS REVENUE REPORT
SCHEDULE OF OTHER GAMES
FOR THE MONTH OF DECEMBER 2011

Type of Game (b)	Authorized Units (c)	Win or (Loss) (d)	Drop (e)	Win or (Loss) Percentage (f)
Sic Bo				
Pai Gow Poker	4	62,504	345,678	18.1%
Pai Gow	3	54,554	499,490	10.9%
Keno				
Caribbean Stud Poker				
Let it Ride Poker	2	58,727	305,836	19.2%
Three Card Poker	4	100,939	734,782	13.7%
Spanish 21	3	231,448	660,741	35.0%
Double Attack Blackjack	1	32,280	66,370	48.6%
Four Card Poker	1	73,552	197,836	37.2%
Texas Hold 'Em Bonus Poker	1	71,486	238,541	30.0%
House Way Pai Gow Poker				
Flop Poker				
Two Card Joker Poker				
Ultimate Texas Hold 'Em	1	46,473	91,909	50.6%
Asia Poker				
Winner's Pot Poker				
1 Bet Threat Texas Hold 'Em				
Mississippi Stud				
Mini-Tex 3 Card Hold'Em				
Supreme Pai Gow				
Total -(Must agree with line 7 on Pg 1)	20	\$ 731,963	\$ 3,141,183	23.3%

SHOWBOAT MONTHLY GROSS REVENUE REPORT

FOR THE MONTH OF DECEMBER, 2011

CASINO WIN - CURRENT MONTH

Line (a)	Type of Game (b)	Authorized Units (c)	Win or (Loss) (d)	Drop/Handle (e)	Win or (Loss) Percentage (f)
Table and Other Games:					
1	Blackjack	41	\$ 666,047	\$ 8,042,275	8.3%
2	Craps	5	371,090	2,489,290	14.9%
3	Roulette	9	378,366	1,865,430	20.3%
4	Big Six	1	16,952	48,505	34.9%
5	Baccarat				0.0%
6	Minibaccarat	9	219,169	9,084,203	2.4%
7	Other Games - (Page 2)	23	1,115,817	4,769,208	23.4%
8	Subtotal - Table and Other Games	88	2,767,441	\$ 26,298,911	10.5%
9	Poker	24	186,872		
10	Total - Table and Other Games	112	\$ 2,954,313		

Slot Machines:					
11	\$.01 and .02 Slot Machines	636	\$ 4,280,779	\$ 30,175,581	14.2%
12	\$.05 Slot Machines	123	1,127,432	11,133,649	10.1%
13	\$.25 Slot Machines	250	1,468,323	14,017,962	10.5%
14	\$.50 Slot Machines	3	12,611	98,874	12.8%
15	\$ 1.00 Slot Machines	173	1,153,486	14,799,255	7.8%
16	\$ 5.00 Slot Machines	29	127,595	3,143,995	4.1%
17	\$ 25.00 Slot Machines	3	51,009	283,750	18.0%
18	\$100.00 Slot Machines	3	43,776	302,400	14.5%
19	Multi-denominational Slot Machines	1,379	5,233,714	60,609,903	8.6%
20	Other Slot Machines	5	25,670	410,280	6.3%
21	Total - Slot Machines	2,604	\$ 13,524,395	\$ 134,975,649	10.0%
22	Total Casino Win		\$ 16,478,708		

TAX ON GROSS REVENUE

23	Year-to-Date Table and Other Games Win	\$ 45,713,339	
24	Year-to-Date Slot Machine Win	212,568,620	
25	Year-to-Date Total Casino Win	\$ 258,281,959	
26	Adjustments	\$ 7,500	
27	Year-To-Date Gross Revenue	\$ 258,289,459	
28	Deduction for Eligible Promotional Gaming Credits	\$ 29,575,825	
29	Year-To-Date Taxable Gross Revenue	\$ 228,713,634	
30	Gross Revenue Tax (8% of line 29).....	\$ 18,297,091	
31	Less - Total Tax Paid in Prior Months.....	17,200,365	
32	Total Tax Required for this Month (line 30 less line 31).....	\$ 1,096,726	
33	Total Progressive Meter Amounts - End of Month.....	\$ 1,484,707	
34	Authorized Casino Square Footage - End of Month.....	122,454	
35	Authorized Simulcasting Square Footage - End of Month.....	17,086	
36	Simulcasting Revenue for the Month.....	\$ 26,045	
37	Simulcasting Handle for the Month.....	\$ 319,160	
38	Promotional Gaming Credits Wagered for the Month.....	\$ 2,877,249	

Under penalties of perjury, I declare that I have examined this report, and to the best of my knowledge and belief, it is true and complete.

January 7, 2012
DATE


Gail Myers

Operations Controller 3470-11
TITLE (LICENSE NUMBER)

**SHOWBOAT
MONTHLY GROSS REVENUE REPORT
SCHEDULE OF OTHER GAMES
FOR THE MONTH OF DECEMBER, 2011**

Type of Game (b)	Authorized Units (c)	Win or (Loss) (d)	Drop (e)	Win or (Loss) Percentage (f)
Sic Bo				
Pai Gow Poker	3	78,020	633,911	12.3%
Pai Gow	2	115,358	535,669	21.5%
Keno				
Caribbean Stud Poker	1	20,971	61,548	34.1%
Let it Ride Poker	2	104,308	485,827	21.5%
Three Card Poker	9	614,413	1,800,724	34.1%
Spanish 21	2	22,956	281,741	8.1%
Double Attack Blackjack	1	69,889	227,520	30.7%
Four Card Poker	1	19,938	237,063	8.4%
Texas Hold 'Em Bonus Poker				
House Way Pai Gow Poker				
Flop Poker	1	27,734	306,098	9.1%
Two Card Joker Poker				
Ultimate Texas Hold 'Em	1	42,230	199,107	21.2%
Asia Poker				
Winner's Pot Poker				
1 Bet Threat Texas Hold 'Em				
Mississippi Stud				
Mini-Tex 3 Card Hold'Em				
Supreme Pai Gow				
Total -(Must agree with line 7 on Pg 1)	23	\$ 1,115,817	\$ 4,769,208	23.4%

TROPICANA CASINO & RESORT MONTHLY GROSS REVENUE REPORT

FOR THE MONTH OF DECEMBER, 2011

CASINO WIN - CURRENT MONTH

Line (a)	Type of Game (b)	Authorized Units (c)	Win or (Loss) (d)	Drop/Handle (e)	Win or (Loss) Percentage (f)
Table and Other Games:					
1	Blackjack	55	\$ 1,647,301	\$ 20,056,196	8.2%
2	Craps	9	5,350,943	6,691,624	80.0%
3	Roulette	15	866,811	4,069,032	21.3%
4	Big Six	1	56,604	176,986	32.0%
5	Baccarat	0	0	0	0.0%
6	Minibaccarat	9	(594,456)	9,188,348	-6.5%
7	Other Games - (Page 2)	24	1,081,791	5,550,238	19.5%
8	Subtotal - Table and Other Games	113	8,408,994	\$ 45,732,424	18.4%
9	Poker	27	356,892		
10	Total - Table and Other Games	140	\$ 8,765,886		

Slot Machines:					
11	\$.01 and .02 Slot Machines	1,067	\$ 6,597,124	\$ 52,701,824	12.5%
12	\$.05 Slot Machines	160	636,601	7,945,125	8.0%
13	\$.25 Slot Machines	211	1,311,787	17,408,308	7.5%
14	\$.50 Slot Machines	33	198,930	2,307,626	8.6%
15	\$ 1.00 Slot Machines	162	1,085,568	13,633,116	8.0%
16	\$ 5.00 Slot Machines	45	312,687	4,780,458	6.5%
17	\$ 25.00 Slot Machines	20	193,612	2,208,275	8.8%
18	\$100.00 Slot Machines	15	132,010	1,835,400	7.2%
19	Multi-denominational Slot Machines	909	4,826,522	59,176,634	8.2%
20	Other Slot Machines	38	202,534	3,090,603	6.6%
21	Total - Slot Machines	2,660	\$ 15,497,375	\$ 165,087,369	9.4%
22	Total Casino Win		\$ 24,263,261		

TAX ON GROSS REVENUE

23	Year-to-Date Table and Other Games Win	\$ 85,247,531
24	Year-to-Date Slot Machine Win	191,905,012
25	Year-to-Date Total Casino Win	\$ 277,152,543
26	Adjustments	
27	Year-To-Date Gross Revenue	\$ 277,152,543
28	Deduction for Eligible Promotional Gaming Credits	\$ 29,406,977
29	Year-To-Date Taxable Gross Revenue	\$ 247,745,566
30	Gross Revenue Tax (8% of line 29).....	\$ 19,819,645
31	Less - Total Tax Paid in Prior Months.....	18,098,891
32	Total Tax Required for this Month (line 30 less line 31).....	\$ 1,720,754
33	Total Progressive Meter Amounts - End of Month.....	\$ 947,796
34	Authorized Casino Square Footage - End of Month.....	136,980
35	Authorized Simulcasting Square Footage - End of Month.....	
36	Simulcasting Revenue for the Month.....	
37	Simulcasting Handle for the Month.....	
38	Promotional Gaming Credits Wagered for the Month.....	\$ 2,869,190

Under penalties of perjury, I declare that I have examined this report, and to the best of my knowledge and belief, it is true and complete.

January 10, 2012

DATE



Jeff Bohrer

Casino Controller, 7488-11

**TROPICANA CASINO & RESORT
MONTHLY GROSS REVENUE REPORT
SCHEDULE OF OTHER GAMES
FOR THE MONTH OF DECEMBER, 2011**

Type of Game (b)	Authorized Units (c)	Win or (Loss) (d)	Drop (e)	Win or (Loss) Percentage (f)
Sic Bo				
Pai Gow Poker	2	90,650	563,706	16.1%
Pai Gow	2	186,357	797,263	23.4%
Keno				
Caribbean Stud Poker	1	(168,935)	227,776	-74.2%
Let it Ride Poker	2	57,288	361,225	15.9%
Three Card Poker	8	480,127	1,729,376	27.8%
Spanish 21	4	150,968	638,557	23.6%
Double Attack Blackjack	1	55,225	259,513	21.3%
Four Card Poker	2	99,150	449,707	22.0%
Texas Hold 'Em Bonus Poker	2	130,961	523,115	25.0%
House Way Pai Gow Poker				
Flop Poker				
Two Card Joker Poker				
Ultimate Texas Hold 'Em				
Asia Poker				
Winner's Pot Poker				
1 Bet Threat Texas Hold 'Em				
Mississippi Stud				
Mini-Tex 3 Card Hold'Em				
Supreme Pai Gow				
Total -(Must agree with line 7 on Pg 1)	24	\$ 1,081,791	\$ 5,550,238	19.5%

GOLDEN NUGGET

MONTHLY GROSS REVENUE REPORT

FOR THE MONTH OF DECEMBER, 2011

CASINO WIN - CURRENT MONTH

Line (a)	Type of Game (b)	Authorized Units (c)	Win or (Loss) (d)	Drop/Handle (e)	Win or (Loss) Percentage (f)
Table and Other Games:					
1	Blackjack	24	604,232	4,463,049	13.5%
2	Craps	3	360,747	2,170,216	16.6%
3	Roulette	6	183,808	899,235	20.4%
4	Big Six				0.0%
5	Baccarat				0.0%
6	Minibaccarat	6	404,920	5,261,696	7.7%
7	Other Games - (Page 2)	15	555,727	2,394,632	23.2%
8	Subtotal - Table and Other Games	54	2,109,434	15,188,828	13.9%
9	Poker	20	8,238		
10	Total - Table and Other Games	74	\$ 2,117,672		

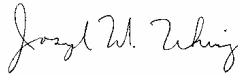
Slot Machines:					
11	\$.01 and .02 Slot Machines	598	\$ 4,307,602	\$ 38,686,513	11.1%
12	\$.05 Slot Machines	178	789,525	8,465,116	9.3%
13	\$.25 Slot Machines	277	836,596	11,179,509	7.5%
14	\$.50 Slot Machines	26	78,581	772,037	10.2%
15	\$ 1.00 Slot Machines	125	743,479	10,650,504	7.0%
16	\$ 5.00 Slot Machines	20	133,275	2,806,790	4.7%
17	\$ 25.00 Slot Machines	9	65,502	250,100	26.2%
18	\$100.00 Slot Machines	4	(175,269)	148,400	-118.1%
19	Multi-denominational Slot Machines	210	1,032,215	12,750,861	8.1%
20	Other Slot Machines	7	38,417	635,700	6.0%
21	Total - Slot Machines	1,454	\$ 7,849,923	\$ 86,345,530	9.1%
22	Total Casino Win		\$ 9,967,595		

TAX ON GROSS REVENUE

23	Year-to-Date Table and Other Games Win	\$ 17,334,272
24	Year-to-Date Slot Machine Win	60,582,016
25	Year-to-Date Total Casino Win	\$ 77,916,288
26	Adjustments	\$ (4,756)
27	Year-To-Date Gross Revenue	\$ 77,911,532
28	Deduction for Eligible Promotional Gaming Credits	
29	Year-To-Date Taxable Gross Revenue	\$ 77,911,532
30	Gross Revenue Tax (8% of line 29).....	\$ 6,232,923
31	Less - Total Tax Paid in Prior Months.....	5,435,515
32	Total Tax Required for this Month (line 30 less line 31).....	\$ 797,408
33	Total Progressive Meter Amounts - End of Month.....	\$ 552,453
34	Authorized Casino Square Footage - End of Month.....	67,150
35	Authorized Simulcasting Square Footage - End of Month.....	
36	Simulcasting Revenue for the Month.....	
37	Simulcasting Handle for the Month.....	
38	Promotional Gaming Credits Wagered for the Month.....	\$ 1,567,167

Under penalties of perjury, I declare that I have examined this report, and to the best of my knowledge and belief, it is true and complete.

January 10, 2012
DATE


Joe Uhing

Casino Controller 2835-11
TITLE (LICENSE NUMBER)

GOLDEN NUGGET
MONTHLY GROSS REVENUE REPORT
SCHEDULE OF OTHER GAMES
FOR THE MONTH OF DECEMBER, 2011

Type of Game (b)	Authorized Units (c)	Win or (Loss) (d)	Drop (e)	Win or (Loss) Percentage (f)
Sic Bo				
Pai Gow Poker	1	57,189	268,393	21.3%
Pai Gow	1	190	3,123	6.1%
Keno				
Caribbean Stud Poker	1	36,264	124,843	29.0%
Let it Ride Poker	2	66,515	351,802	18.9%
Three Card Poker	4	144,633	620,304	23.3%
Spanish 21	1	67,341	268,043	25.1%
Double Attack Blackjack				
Four Card Poker	1	26,181	124,389	21.0%
Texas Hold 'Em Bonus Poker				
House Way Pai Gow Poker				
Flop Poker	1	25,150	90,291	27.9%
Two Card Joker Poker				
Ultimate Texas Hold 'Em	1	52,384	188,951	27.7%
Asia Poker				
Winner's Pot Poker				
1 Bet Threat Texas Hold 'Em				
Mississippi Stud	2	79,880	354,493	22.5%
Mini-Tex 3 Card Hold'Em				
Supreme Pai Gow				
Total -(Must agree with line 7 on Pg 1)	15	\$ 555,727	\$ 2,394,632	23.2%

TRUMP PLAZA ASSOCIATES

MONTHLY GROSS REVENUE REPORT

FOR THE MONTH OF DECEMBER, 2011

CASINO WIN - CURRENT MONTH


Line (a)	Type of Game (b)	Authorized Units (c)	Win or (Loss) (d)	Drop/Handle (e)	Win or (Loss) Percentage (f)
Table and Other Games:					
1	Blackjack	37	\$ 617,767	\$ 5,564,767	11.1%
2	Craps	3	291,313	1,733,844	16.8%
3	Roulette	9	281,042	1,555,912	18.1%
4	Big Six	0	0	0	0.0%
5	Baccarat	0	0	0	0.0%
6	Minibaccarat	11	193,192	3,639,901	5.3%
7	Other Games - (Page 2)	11	432,391	1,960,362	22.1%
8	Subtotal - Table and Other Games	71	1,815,705	\$ 14,454,786	12.6%
9	Poker				
10	Total - Table and Other Games	71	\$ 1,815,705		
Slot Machines:					
11	\$.01 and .02 Slot Machines	769	\$ 3,493,755	\$ 28,881,762	12.1%
12	\$.05 Slot Machines	92	300,032	3,036,541	9.9%
13	\$.25 Slot Machines	389	1,504,880	15,194,256	9.9%
14	\$.50 Slot Machines	59	190,398	3,498,214	5.4%
15	\$ 1.00 Slot Machines	148	734,037	8,279,108	8.9%
16	\$ 5.00 Slot Machines	21	126,650	2,213,660	5.7%
17	\$ 25.00 Slot Machines	9	(6,870)	818,925	-0.8%
18	\$100.00 Slot Machines	2	5,600	102,000	5.5%
19	Multi-denominational Slot Machines	155	115,470	12,365,225	0.9%
20	Other Slot Machines	44	171,299	2,823,299	6.1%
21	Total - Slot Machines	1,688	\$ 6,635,251	\$ 77,212,990	8.6%
22	Total Casino Win		\$ 8,450,956		

TAX ON GROSS REVENUE

23	Year-to-Date Table and Other Games Win	\$ 35,636,145
24	Year-to-Date Slot Machine Win	101,102,556
25	Year-to-Date Total Casino Win	\$ 136,738,701
26	Adjustments	\$ 31,297
27	Year-To-Date Gross Revenue	\$ 136,769,998
28	Deduction for Eligible Promotional Gaming Credits	\$ 20,033,922
29	Year-To-Date Taxable Gross Revenue	\$ 116,736,076
30	Gross Revenue Tax (8% of line 29).....	\$ 9,338,886
31	Less - Total Tax Paid in Prior Months.....	8,812,891
32	Total Tax Required for this Month (line 30 less line 31).....	\$ 525,995
33	Total Progressive Meter Amounts - End of Month.....	\$ 268,795
34	Authorized Casino Square Footage - End of Month.....	86,923
35	Authorized Simulcasting Square Footage - End of Month.....	
36	Simulcasting Revenue for the Month.....	
37	Simulcasting Handle for the Month.....	
38	Promotional Gaming Credits Wagered for the Month.....	\$ 1,795,394

Under penalties of perjury, I declare that I have examined this report, and to the best of my knowledge and belief, it is true and complete.

January 10, 2012
DATE


Ron Alcorn

Casino Controller (1623-11)
TITLE (LICENSE NUMBER)

**TRUMP PLAZA ASSOCIATES
MONTHLY GROSS REVENUE REPORT
SCHEDULE OF OTHER GAMES
FOR THE MONTH OF DECEMBER, 2011**

Type of Game (b)	Authorized Units (c)	Win or (Loss) (d)	Drop (e)	Win or (Loss) Percentage (f)
Sic Bo				
Pai Gow Poker	2	46,395	298,960	15.5%
Pai Gow	2	28,531	178,449	16.0%
Keno				
Caribbean Stud Poker				
Let it Ride Poker	1	2,577	186,538	1.4%
Three Card Poker	2	129,913	443,861	29.3%
Spanish 21	2	118,890	475,813	25.0%
Double Attack Blackjack				
Four Card Poker	1	59,597	226,497	26.3%
Texas Hold 'Em Bonus Poker	1	46,488	150,244	30.9%
House Way Pai Gow Poker				
Flop Poker				
Two Card Joker Poker				
Ultimate Texas Hold 'Em				
Asia Poker				
Winner's Pot Poker				
1 Bet Threat Texas Hold 'Em				
Mississippi Stud				
Mini-Tex 3 Card Hold'Em				
Supreme Pai Gow				
Total -(Must agree with line 7 on Pg 1)	11	\$ 432,391	\$ 1,960,362	22.1%

TRUMP TAJ MAHAL CASINO RESORT MONTHLY GROSS REVENUE REPORT

FOR THE MONTH OF DECEMBER, 2011

CASINO WIN - CURRENT MONTH

Line (a)	Type of Game (b)	Authorized Units (c)	Win or (Loss) (d)	Drop/Handle (e)	Win or (Loss) Percentage (f)
Table and Other Games:					
1	Blackjack	67	\$ 2,437,877	\$ 21,090,514	11.6%
2	Craps	12	(504,556)	6,445,473	-7.8%
3	Roulette	14	741,473	4,375,372	16.9%
4	Big Six	1	73,879	150,129	49.2%
5	Baccarat	0			0.0%
6	Minibaccarat	14	(77,012)	10,523,352	-0.7%
7	Other Games - (Page 2)	27	1,742,411	7,063,030	24.7%
8	Subtotal - Table and Other Games	135	4,414,072	\$ 49,647,870	8.9%
9	Poker	54	696,678		
10	Total - Table and Other Games	189	\$ 5,110,750		

Slot Machines:					
11	\$.01 and .02 Slot Machines	1,315	\$ 7,993,639	\$ 63,899,281	12.5%
12	\$.05 Slot Machines	129	826,556	10,464,383	7.9%
13	\$.25 Slot Machines	398	1,670,426	20,545,255	8.1%
14	\$.50 Slot Machines	22	46,750	439,085	10.6%
15	\$ 1.00 Slot Machines	317	2,749,159	38,254,926	7.2%
16	\$ 5.00 Slot Machines	73	595,853	10,733,150	5.6%
17	\$ 25.00 Slot Machines	12	93,905	2,631,400	3.6%
18	\$100.00 Slot Machines	23	597,516	6,719,400	8.9%
19	Multi-denominational Slot Machines	401	3,113,646	42,423,047	7.3%
20	Other Slot Machines	31	125,036	2,234,222	5.6%
21	Total - Slot Machines	2,721	\$ 17,812,486	\$ 198,344,149	9.0%
22	Total Casino Win		\$ 22,923,236		

TAX ON GROSS REVENUE

23	Year-to-Date Table and Other Games Win	\$ 119,998,189
24	Year-to-Date Slot Machine Win	228,837,319
25	Year-to-Date Total Casino Win	\$ 348,835,508
26	Adjustments	\$ 16,598
27	Year-To-Date Gross Revenue	\$ 348,852,106
28	Deduction for Eligible Promotional Gaming Credits	\$ 53,376,621
29	Year-To-Date Taxable Gross Revenue	\$ 295,475,485
30	Gross Revenue Tax (8% of line 29).....	\$ 23,638,039
31	Less - Total Tax Paid in Prior Months.....	22,223,607
32	Total Tax Required for this Month (line 30 less line 31).....	\$ 1,414,432
33	Total Progressive Meter Amounts - End of Month.....	\$ 723,810
34	Authorized Casino Square Footage - End of Month.....	149,239
35	Authorized Simulcasting Square Footage - End of Month.....	12,483
36	Simulcasting Revenue for the Month.....	\$ 37,719
37	Simulcasting Handle for the Month.....	\$ 443,377
38	Promotional Gaming Credits Wagered for the Month.....	\$ 4,805,495

Under penalties of perjury, I declare that I have examined this report, and to the best of my knowledge and belief, it is true and complete.

January 9, 2012

DATE



Bob Allen

Finance Operations Director 6793-11
TITLE (LICENSE NUMBER)

**TRUMP TAJ MAHAL CASINO RESORT
MONTHLY GROSS REVENUE REPORT
SCHEDULE OF OTHER GAMES
FOR THE MONTH OF DECEMBER, 2011**

Type of Game (b)	Authorized Units (c)	Win or (Loss) (d)	Drop (e)	Win or (Loss) Percentage (f)
Sic Bo	1	555	910	61.0%
Pai Gow Poker	2	178,106	807,319	22.1%
Pai Gow	2	136,911	817,568	16.7%
Keno	2	8,135	74,893	10.9%
Caribbean Stud Poker	2	26,478	61,145	43.3%
Let it Ride Poker	3	131,774	651,480	20.2%
Three Card Poker	6	447,565	1,752,051	25.5%
Spanish 21	4	376,089	1,346,793	27.9%
Double Attack Blackjack	1	65,447	300,796	21.8%
Four Card Poker	2	193,425	765,742	25.3%
Texas Hold 'Em Bonus Poker	2	177,926	484,333	36.7%
House Way Pai Gow Poker				
Flop Poker				
Two Card Joker Poker				
Ultimate Texas Hold 'Em				
Asia Poker				
Winner's Pot Poker				
1 Bet Threat Texas Hold 'Em				
Mississippi Stud				
Mini-Tex 3 Card Hold'Em				
Supreme Pai Gow				
Total -(Must agree with line 7 on Pg 1)	27	\$ 1,742,411	\$ 7,063,030	24.7%